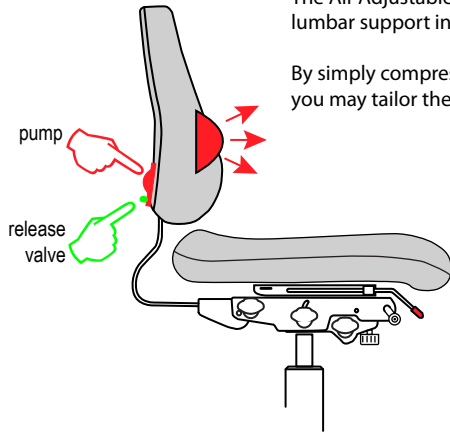


6. Adjust Air Lumbar (optional)

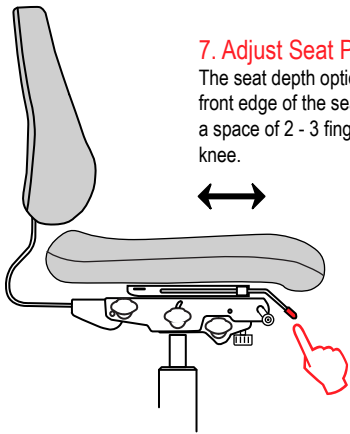
The Air Adjustable Lumbar allows you to customize the amount of lumbar support in the backrest to meet your specific preference.

By simply compressing the pump bulb, or depressing the release valve, you may tailor the lumbar curvature to your own needs.




7. Adjust Seat Pan Depth (optional)

The seat depth option allows for adjustments to the seat depth (the distance from the front edge of the seat to the backrest). The seat depth should be adjusted so that there is a space of 2 - 3 finger width between the front edge of the seat and the back of your knee.



The Seat Slider option allows for up to 2 1/2" of additional seat depth. Adjustable in 1/2" increments from the seated position.

The Seat Slider is activated by lifting the lever  located beneath the front left corner of your seat. While the lever is lifted simply adjust your seat forward or backward as necessary. Releasing the lever will lock your seat into the chosen position.

Operating Guide



online operating instructions available at:
www.B2Lseating.com